

Let's ROC
COVID
TOGETHER
ROCCOVID-19

Michael Hasselberg, PhD, RN, PMHNP-BC
Associate Professor of Psychiatry and Clinical Nursing
Senior Director for Digital Health, UR Medicine

MEDICINE *of* THE HIGHEST ORDER

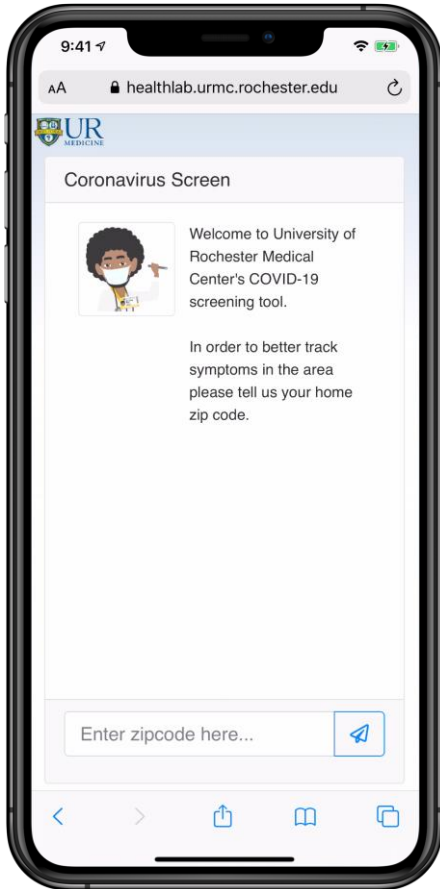


Acknowledgements

ROCCOVID is supported by funding from

- Mother Cabrini Health Foundation
- The New York State Health Foundation
- Greater Rochester Health Foundation

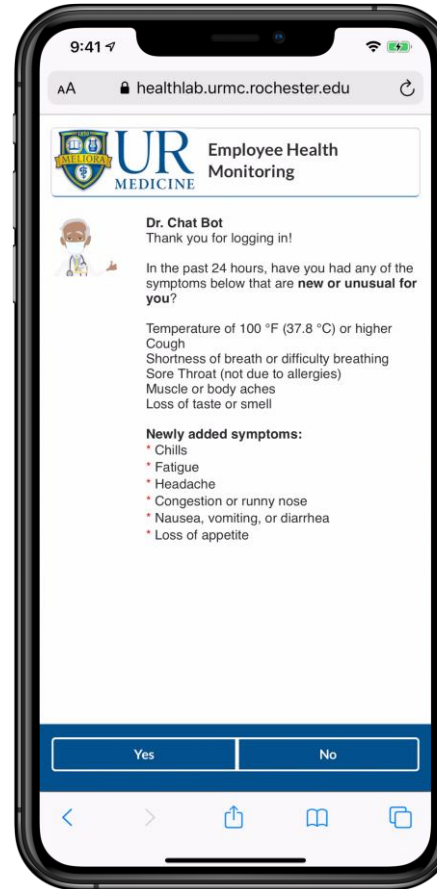
Birth of Dr. Chat Bot



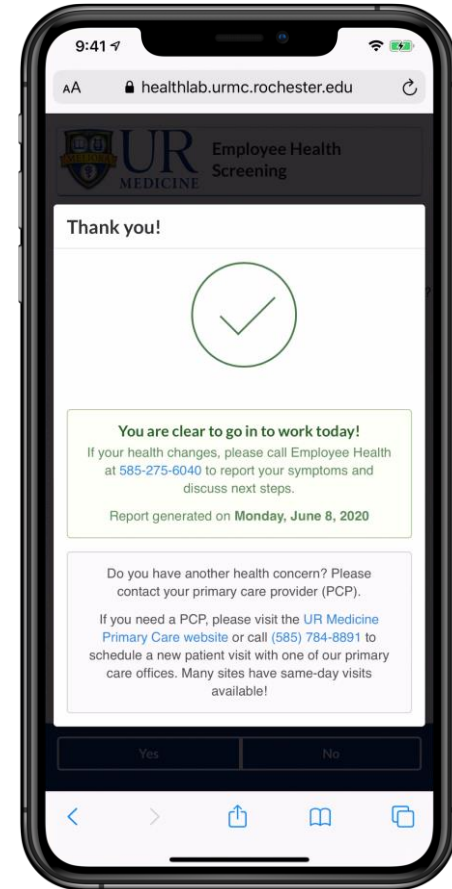
Patient Facing Covid-19 Hotline Screener



URMC Dr. Chat Bot 1.0

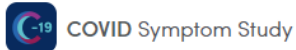


URMC Dr. Chat Bot 2.0



Clear for Work Screen

Harvard / Mass General Covid Symptom Study



[COVID: US Data](#)

[About](#)

[Research Blog](#)



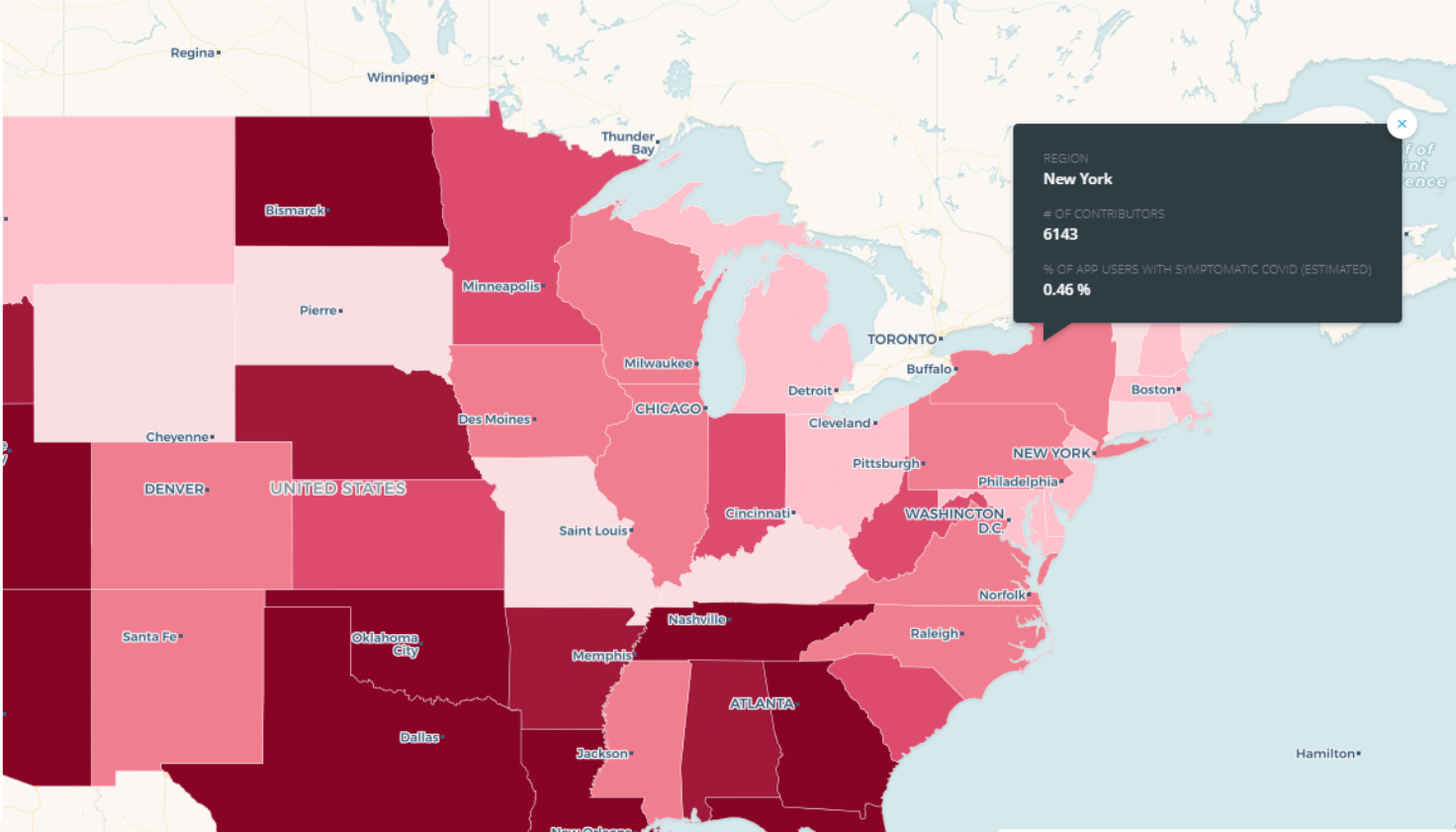
1,440,719

people are currently predicted to have symptomatic COVID in the US

Percentage of users of the Covid Symptom Study currently estimated to have symptomatic COVID

- Not enough data
- 0% - 0.2%
- 0.2% - 0.4%
- 0.4% - 0.6%
- 0.6% - 0.8%
- 0.8% - 1%
- 1% - 2%

Last update: 10 of July, 1:00am BST

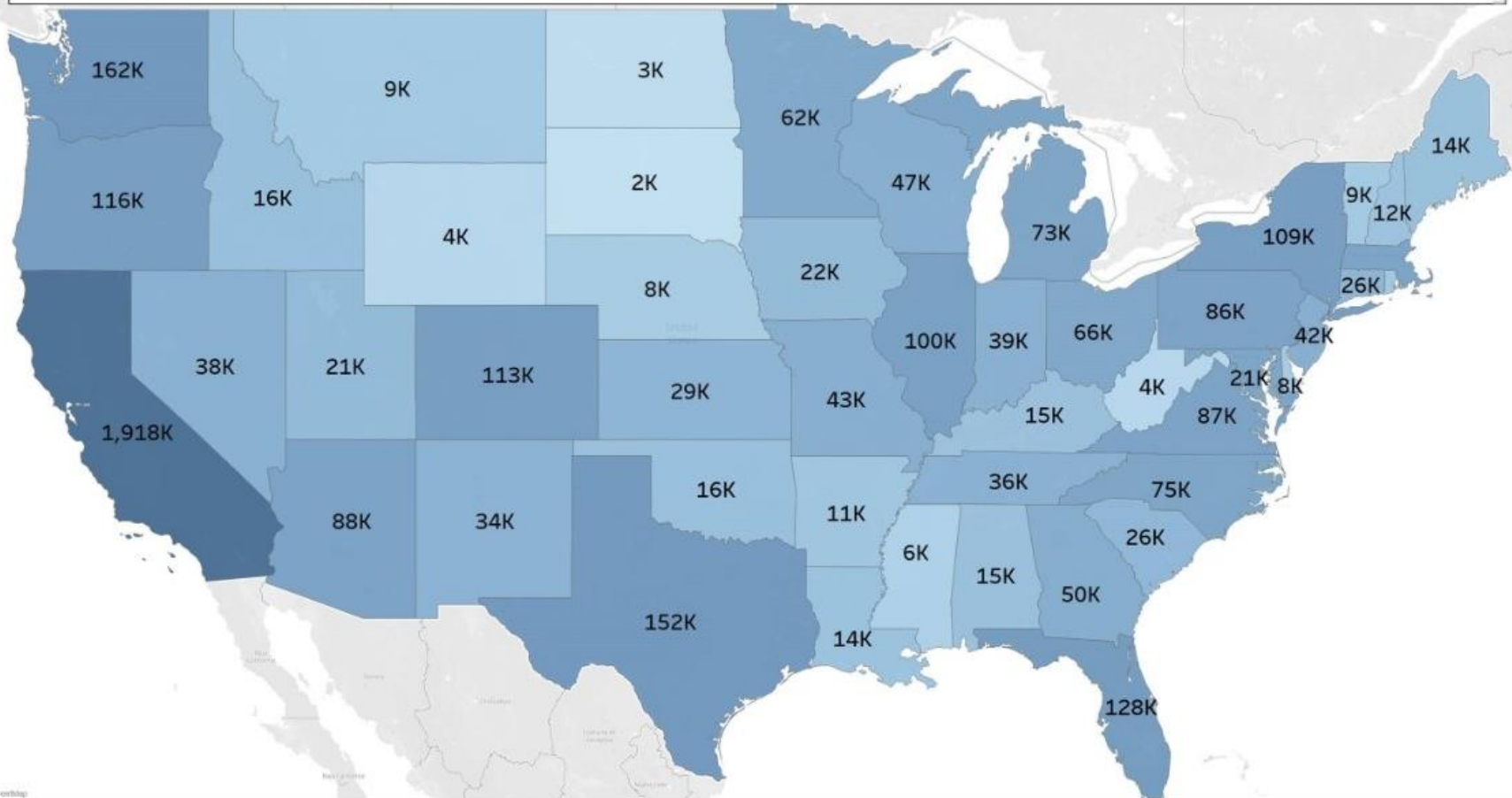


Stanford National Daily Health Survey

Take the Survey, join the fight.

Stanford Medicine is proud to say that with your help, we just hit **4.2 million** responses.
Help us reach our current goal of **4.5 million** responses by taking the survey today.

Data last updated: 7/10/2020



MEDICINE *of* THE HIGHEST ORDER



UR
MEDICINE

Regional Public Health Concerns

Last Updated: 2020-07-15 16:00:00

6268

Confirmed Cases

447

Total Deaths

5421

Resolved Cases

73

Currently Hospitalized

1618

Mandatory Quarantine

Home

Sources

Disclaimer

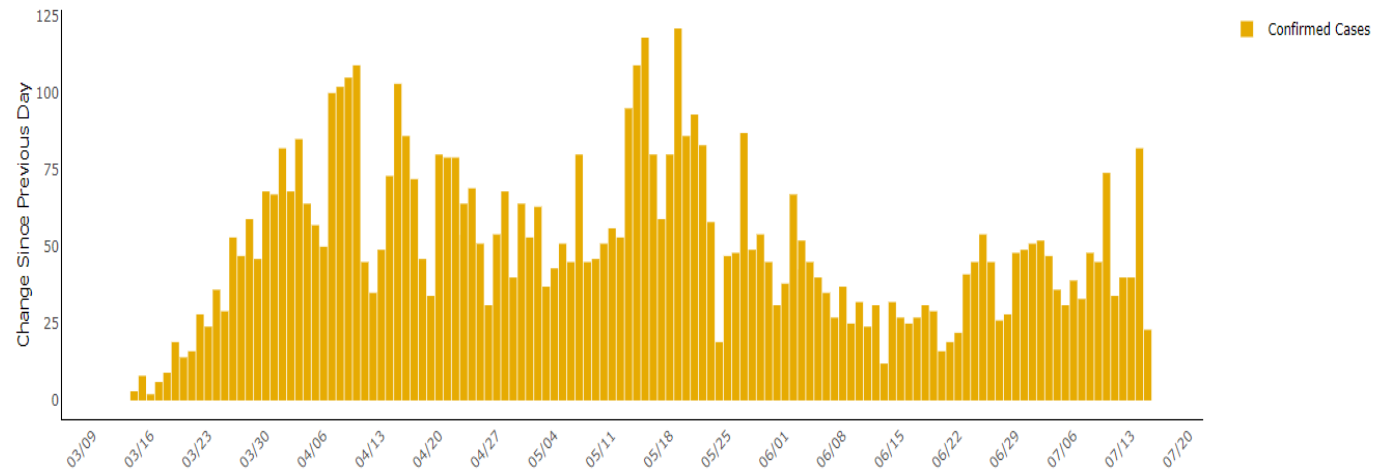
Select Counties

Allegany, Cayuga, Chemur

COVID-19 Outcomes over Time

- Confirmed Cases
- Deaths
- Resolved Cases
- Hospitalizations
- Mandatory Quarantine

View daily changes:



Community Partnership



Adam J. Bello
COUNTY EXECUTIVE



UR
MEDICINE

MEDICINE *of* THE HIGHEST ORDER



ROCHESTER
REGIONAL **HEALTH**

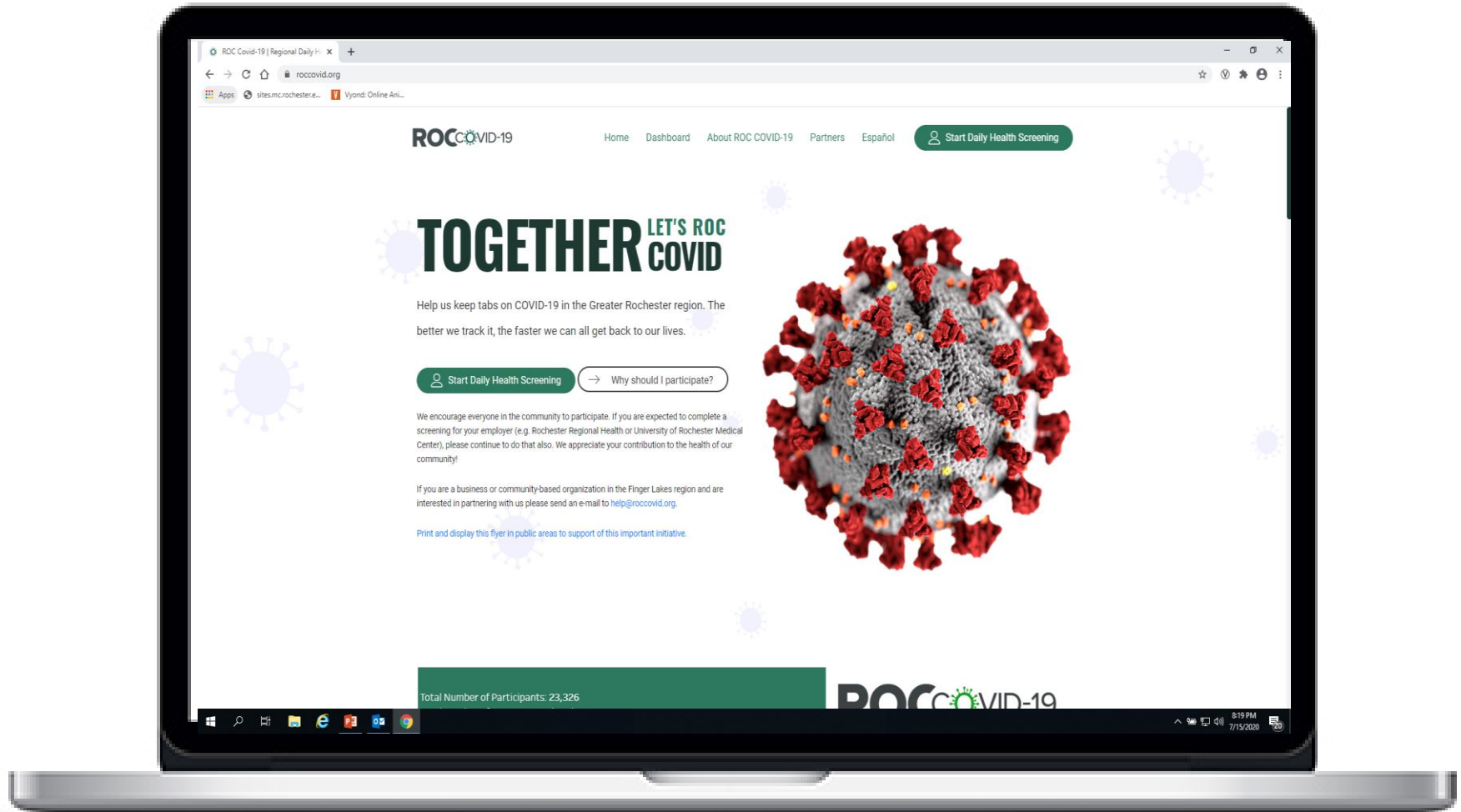


MEDICINE *of* THE HIGHEST ORDER



UR
MEDICINE

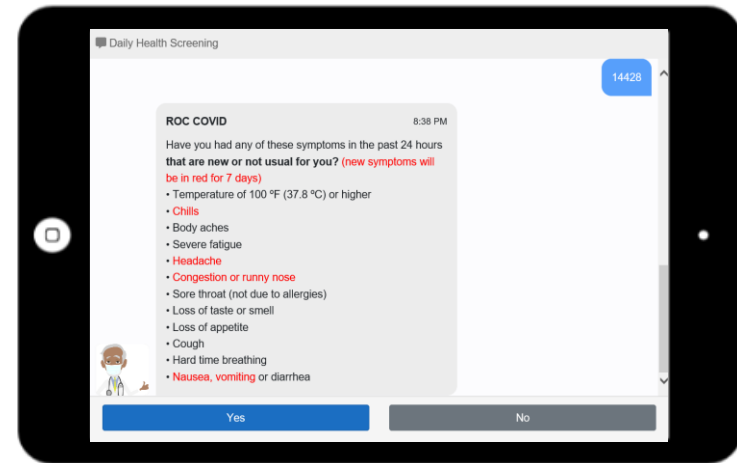
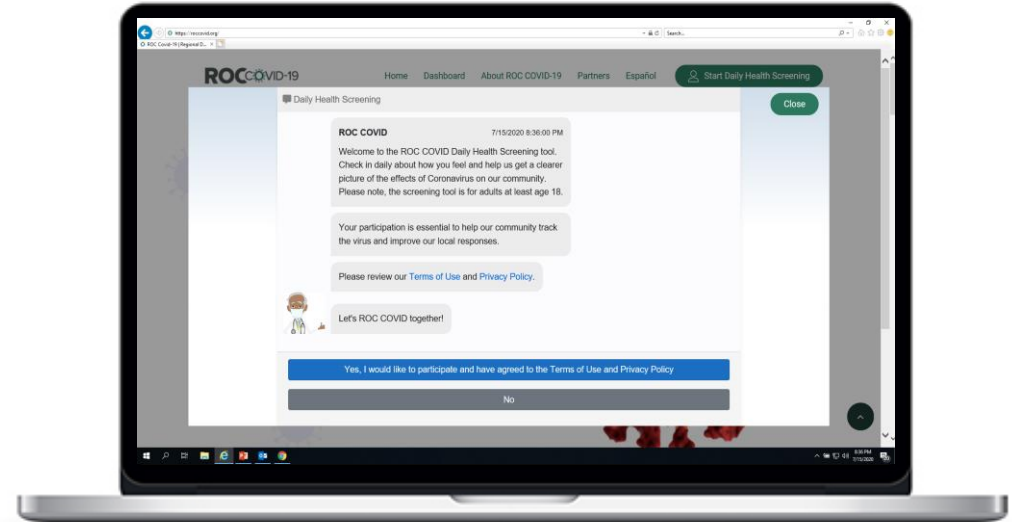
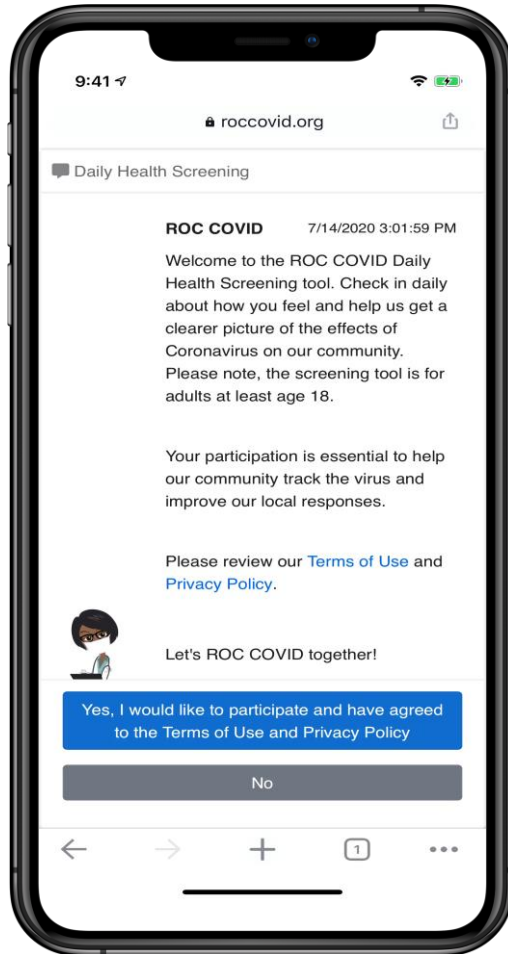
Launch of ROCCOVID



MEDICINE *of* THE HIGHEST ORDER



Covid-19 Symptom Screener



Daily Reminders

ROC COVID-19 Visit website >

Check out the new look for these daily reminders!



Whether or not you have symptoms,
your daily responses are valuable.

**You and over 20,000 others in
our community are helping us
curb COVID-19 in our region.**

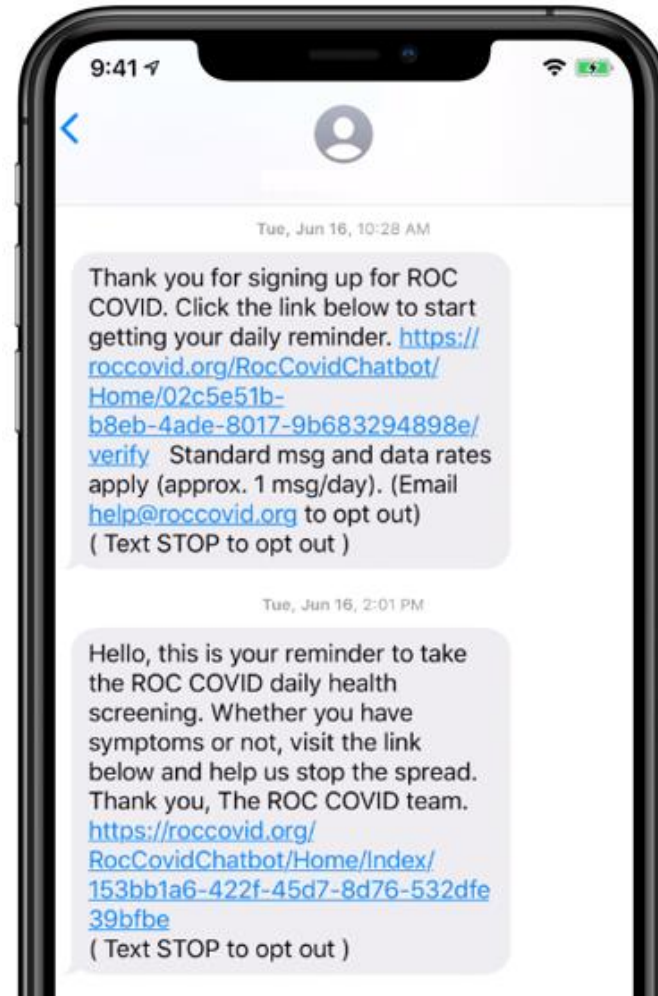
[Click here to take your health screening](#)

Thank you,
The ROC COVID team

Would you rather get your daily reminders via text message?
[Click here to switch.](#)

[Click here to unsubscribe from email updates.](#)



Outreach



Help our community recover. Take our 30-second screener.

ROC COVID-19
ROCCOVID.org

Community and healthcare leaders need your help - please take our quick screener every day. Even if you're feeling well the information provided can help prevent the spread of COVID-19 throughout our region.

To learn more and get started visit [ROCCOVID.org](https://roccovid.org)

In collaboration with:

CORONAVIRUS

ROC COVID, a new online survey will help track virus in the region



by: WROC Staff, [Kayla Green](#)

Posted: May 7, 2020 / 12:43 PM EDT / Updated: May 8, 2020 / 06:53 AM EDT

MEDICINE *of* THE HIGHEST ORDER



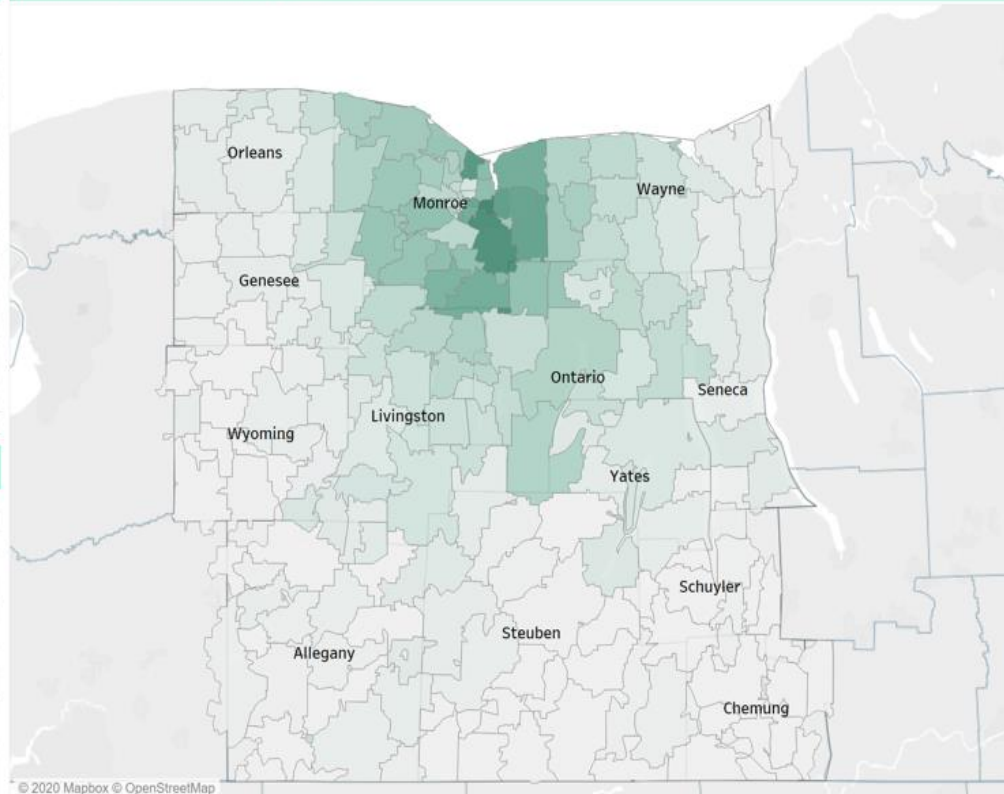
Participant Engagement

23,253 Enrolled Participants

Estimated Enrollment by County

County	Enrolled Participants	Pct of Population
Allegany	59	0.2%
Chemung	18	0.0%
Genesee	191	0.4%
Livingston	611	1.2%
Monroe	19,266	3.3%
Ontario	1,611	1.8%
Orleans	156	0.5%
Schuyler	6	0.0%
Seneca	107	0.4%
Steuben	132	0.2%
Wayne	930	1.3%
Wyoming	46	0.1%
Yates	120	0.6%
Finger Lakes	23,253	2.0%

Estimated Percent Enrolled by ZIP Code



Estimated Enrollment by Age Group

Age Group	Enrolled Participants	Pct of Population
18-24	625	0.5%
25-34	2,398	1.3%
35-44	3,917	2.4%
45-54	4,127	2.2%
55-64	5,427	2.6%
65-74	5,154	3.5%
75-84	1,414	1.9%
85 and above	160	0.5%
Prefer not to answer	31	

Estimated Enrollment by Race/Ethnicity

Race/Ethnicity	Enrolled Participants	Pct of Population
Asian Pacific Islander	280	1.1%
Black Non-Hispanic	582	0.7%
Hispanic	471	0.9%
Multi-Race	201	1.5%
Other	128	3.8%
Unknown	149	
White Non-Hispanic	21,442	2.3%

Estimated Enrollment by Gender

Gender	Enrolled Participants	Pct of Population
Female	16,572	2.8%
Male	6,552	1.2%
Other	97	
Prefer not to answer	32	

Symptom Tracking

23,571 people have signed up to help stop COVID-19 in our region



848,283 daily screens have been submitted to date

Who is participating in ROC COVID?

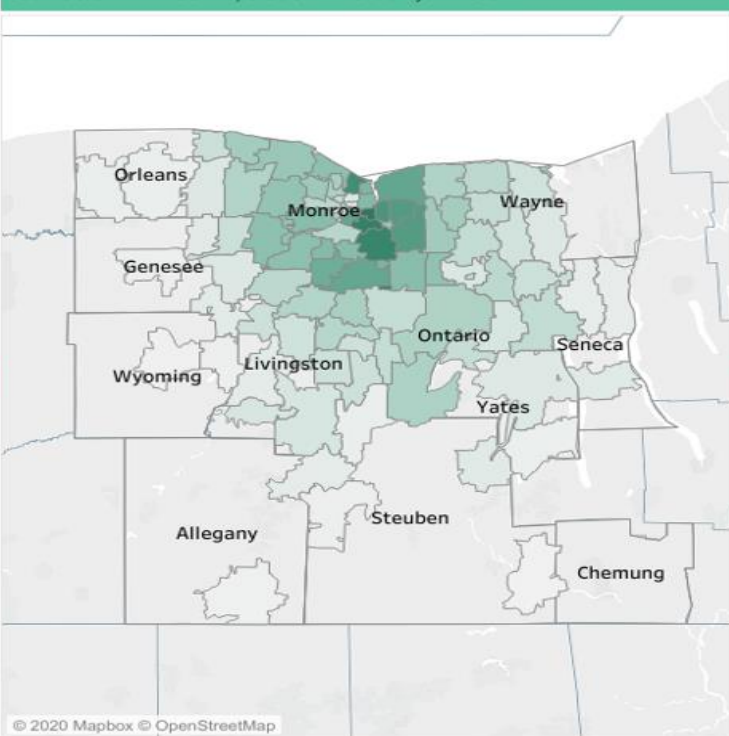
Percent of Participants by Age Group

18-24	2.9%
25-34	10.4%
35-44	16.9%
45-54	17.8%
55-64	23.2%
65-74	22.0%
75-84	6.0%
85 and above	Less than 1%
Prefer not to answer	Less than 1%

Percent of Participants by County

Allegany	Less than 1%
Chemung	Less than 1%
Genesee	Less than 1%
Livingston	2.6%
Monroe	82.9%
Ontario	6.9%
Orleans	Less than 1%
Seneca	Less than 1%
Steuben	Less than 1%
Wayne	4.0%
Wyoming	Less than 1%
Yates	Less than 1%

Estimated Percent of Population Enrolled by ZIP Code



Estimated .. 0.2% 6.7%

Note: ZIP codes and counties with less than 10 enrolled participants are hidden.

Data Updated July 14, 2020

What are participants saying?

The rate of reported symptoms last week has not increased compared to the week before. Overall, the rate of reported symptoms has been steady ..

Last week

Jul 6 - Jul 12

1%

out of 92,812 screens reported one symptom or more

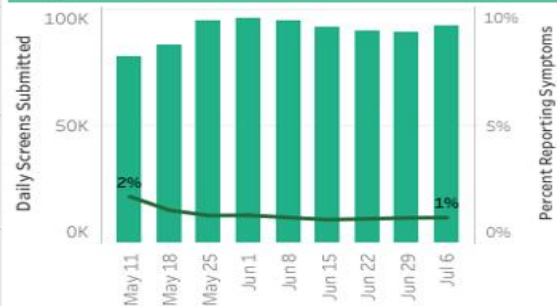
Two weeks ago

Jun 29 - Jul 5

1%

out of 90,368 screens reported one symptom or more

Daily Screens Submitted and Percent Positive By Week

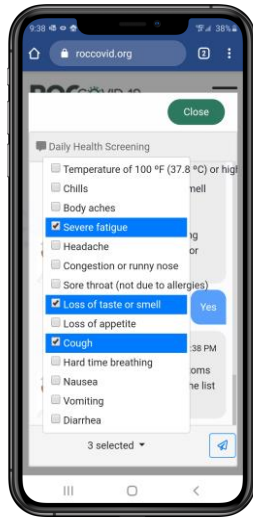


■ % of Screens Reporting One or More Symptoms
■ Count of Weekly Screens

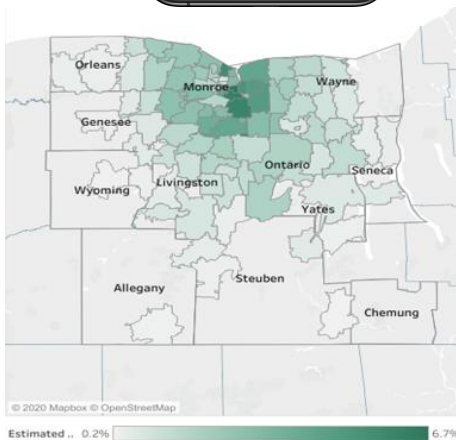
MEDICINE of THE HIGHEST ORDER



ROCCOVID Phase 2



COVID-19 RT-PCR Testing



ROCHESTER



Regional Health Information Organization

MEDICINE of THE HIGHEST ORDER



Next Steps

- Targeted community outreach to underrepresented populations
 - Younger age groups
 - Rural communities
 - Racial and ethnic minorities
- Mapping of employee / student data with community database
 - University of Rochester – Dr. Chat Bot
 - Rochester Regional Health System – Daily Pass
- Operational and clinical logistics of Phase 2



MEDICINE *of* THE HIGHEST ORDER